




SuperVac Vortex™

4.5 Cubic Yard Parking Area Sweeper

*Sweepers shown with optional equipment

PARKING AREA BEST PRACTICES:




VACUUM AND BRUSH
REMOVAL OF DEBRIS



LARGE DEBRIS HOPPER
CAPACITY



LARGE REAR MOUNTED
TOOLBOXES

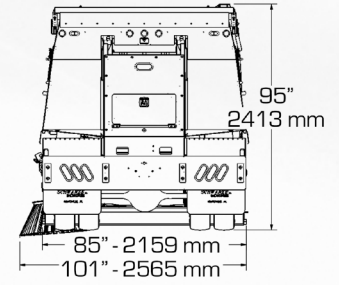
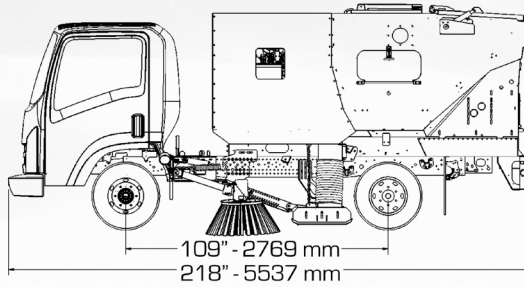


WHISPER WHEEL 24-INCH
RADIAL TURBINE BLOWER

Your Schwarze Representative

The Schwarze Vortex™ Is designed for parking areas and litter sweeping with the right balance between cost of ownership and performance. Features like Schwarze Sweeps-In-Reversesm and WhisperWheelsm Fan system allow your operators to be efficient and productive. The Updraft provides quick work of maintenance items so your sweeper spends more time making you money and less time in the shop.

SuperVac Vortex



*TYPICAL MEASUREMENTS SHOWN, EXACT DIMENSIONS DEPENDING ON OPTIONS AND TRUCK MANUFACTURER

GENERAL SPECIFICATIONS:

Pickup head only	80 in [2,032 mm]
Pickup head and one gutter broom	96 in [2,438 mm]
Pickup head and two gutter brooms	112 in [2,845 mm]

AUXILIARY ENGINE

Engine	Honda iGX800
Displacement	779 cc
Horse Power	25
	4-Stroke 2-Cylinder OHV
	Electronic Fuel Injection (EFI)
	Cast Iron Sleeve
(Optional)	26.5 HP, Kohler ECH740 747 cc

DEBRIS HOPPER

Volumetric Capacity	4.5 cu yd. [3.4 cu m]
Construction	Stainless Steel
Type of Dumping	Hydraulic
Inspection Doors	1 on each side of hopper
Controls	Electric; in cab
Dumping Height	77 in [1956 mm]
Dumping Tilt Angle	88 degrees
Exterior Coating	Sealer/primer; polyurethane

ELECTRICAL SYSTEM

Voltage	12 volt
Battery	1 @ 750 CCA
Alternator	145 amp chassis
Circuit breakers	Resettable type

DUST CONTROL SYSTEM

Type	Electric diaphragm, run dry capable
Capacity	93 gal [352 L] standard opt. to 159 gal [601.8 L]
Tank construction	Polyethylene
Filter	50 mesh, cleanable
Fill diameter	4 in [102 mm]
Controls	Electric; in-cab
Nozzles	2 on each broom; 2 inside hopper
Optional	Hopper or front spray bar

PICKUP HEAD

Type	Blast to suction
Operating direction	Forward and reverse
Suspension	4 adjustable spring balanced
Length	80 in [2032 mm]
Hose Diameters	10 in [254 mm]
Controls	Hydraulic raise and lower
Skids	Tungsten carbide
Construction	Bolt in replaceable steel transitions.

FAN SYSTEM

Type	Closed-face radial
Drive	Banded belt
Construction	Hardox steel
Balance	1.5 grams on both sides
Diameter	24 in [610 mm]
Housing lining	Bolt-in corded rubber
Mounting	2 sealed bearings
Vacuum enhancer	For heavy/light material

SIDE BROOMS

Type	Vertical steel digger
Location	Left and/or right, forward of pickup head
Diameter	26 in [660 mm]
Drive	Hydraulic torque motor
Wear adjustment	Automatic
Pressure	Manual
Speed	Variable, non-reversing
Segments	Bolt-on disposable; tempered steel wire filled
Tilt adjustment	Manual

HYDRAULIC SYSTEM

Type	Fixed displacement gear
Drive	Belt
Maximum pressure	2500 psi [173 bar]
Reservoir	8.4 gal [31.8 L]
Filter	10 micron, spin on
Protection	Pressure relief valve
Controls	Electro-hydraulic
Filter	80 mesh

PAINT

One coat of sealer/primer and two coats of Axalta Imron Elite polyurethane in standard white color

CHASSIS

Model / type	NPR Gas
Manufacturer	Isuzu
Engine	GM V8 Vortec 6.0 Liter
Fuel	Gas, 30 Gal In Frame Tank
Air filter	Dry type; heavy duty
Standard GVWR	12,000 lb [5,443 kg]*
Optional GVWR	14,500 lb [6,577 kg]**
Transmission	6L90 6 speed automatic
Tires	(6) Tubeless steel-belted radials
	* 12,000 GWW 215/85R16E (10-ply)
	** 14,500 GWW 225/70R19.5G (14-ply)
Wheels	Steel construction
Steering	Integral power;
Brakes	Vacuum/hydraulic with 4-channel ABS

Note: design and specifications subject to change without notice.

All schwarze sweepers come with a standard one-year / 1200 hours parts & labor warranty with extended warranty options that provide the same warranty coverage as the standard warranty but extends the coverage from 2 up to 5 years.



© 2024 Schwarze Industries
1055 Jordan Road
Huntsville, AL 35811
800.879.7933
An Alamo-Group Company