




SuperVac Super Updraft™


Low Profile Parking Area Sweeper

*Sweepers shown with optional equipment


PARKING AREA BEST PRACTICES:



VACUUM AND BRUSH
REMOVAL OF DEBRIS



LOW PROFILE FOR COVERED
PARKING STRUCTURES



LARGE BACKPACK STORAGE
CAPACITY



CONVENIENT GARBAGE BAG
TRANSPORTATION

Your Schwarze Representative

The Schwarze Super Updraft is designed for long-life and low cost of ownership and will keep your crews in the field working. Features like Schwarze Sweeps-In-Reversesm and WhisperWheelsm Fan system allow your operators to be efficient and productive. The Super Updraft provides quick work of maintenance items so your sweeper spends more time making you money and less time in the shop.

SuperVac Super Updraft

GENERAL SPECIFICATIONS:

Wheelbase	133 in (3378 mm)
Sweeping width	81 in (2057 mm)
With one gutter broom option	94 in (2388 mm)
Turning radius	274 in (6960 mm)
Overall length	230 in (5842 mm)
Overall height (without beacon)	82 in (2083 mm)
Overall width	89 in (2261 mm)

AUXILIARY ENGINE:

Engine	Honda iGX800
Displacement	779 cc
Horse Power	25
	4-Stroke 2-Cylinder OHV
	Electronic Fuel Injection (EFI)
	Cast Iron Sleeve
(Optional)	26.5 HP, Kohler ECH740 747 cc

DEBRIS HOPPER:

Volumetric capacity	3.0 cu yd (2.3 cu m)
Dumping	Hydraulic high dump
Material	Stainless steel
Dump height	69 in (1753 mm)
Dumping tilt angle	88°
Inspection doors	1 on left side 1 on right side
Controls	Electric; in-cab
Paint	Imron Elite®

ELECTRICAL SYSTEM:

Battery	1 @ 12 V, 750 cca each
Controls	Electric; in-cab
Circuit protection	Resettable circuit breakers
Rear view camera	Color; dash mounted

FAN SYSTEM:

Type	Whisper wheel turbine
Drive	Belt driven
Number of blades	10
Diameter	24 in (610 mm)
Construction	Welded abrasion-resistant steel
Housing liner	Bolt-in corded rubber
Mounting	Pillow block bearings
Vacuum enhancer	For heavy/light material

PICKUP HEAD:

Type	Debris-moving blast and suction
Operating direction	Forward and reverse
Suspension	2 trailing arms; 4 springs balanced
Length	80 in (2032 mm)
Pressure hose diameter	10 in (254 mm)
Suction hose diameter	10 in (254 mm)
Flap design	3 flaps
Controls	Hydraulic raise and lower
Skids	Tungsten carbide

OPTIONAL WATER SYSTEM:

Type	Diaphragm
Tank capacity	25 gal (96 l)
Construction	Polyethylene
Pump	Electric 12 V dc
Controls	Electric; in-cab
Filter	100 mesh screen
Mounting	Removable
Fill diameter	3 in (76.2 mm)
Nozzles	2 on broom; 2 inside hopper
Optional	Front spray bar

SIDE BROOM:

Type	Vertical digger
Bristle	Wire or poly
Diameter	26 in (660 mm)
Drive	Hydraulic torque motor
Speed	Variable
Mounting	Trailing arm design
Location	Left hand side
Suspension	Free floating
Wear adjustment	Automatic
Impact protection	Spring
Tilt angle adjustment	Manual; at broom

HYDRAULIC SYSTEM:

Type	Belt driven gear pump
Fluid capacity	3 gal (11.4 l)
Purpose	Power gutter broom
Dump system hydraulics	12 V power unit, 1 gal (3.8 l)

OPTIONAL EQUIPMENT:

Polyethylene tool box
Rear trash bag rack
Cab mounted strobe
Extra flood light
Curb blower.

Note: design and specifications subject to change without notice.

All schwarze sweepers come with a standard one-year / 1200 hours parts & labor warranty with extended warranty options that provide the same warranty coverage as the standard warranty but extends the coverage from 2 up to 5 years.



© 2024 Schwarze Industries
1055 Jordan Road
Huntsville, AL 35811
800.879.7933
An Alamo-Group Company