



SuperVac Gale Force™

4.5 Cubic Yard Parking Area Sweeper



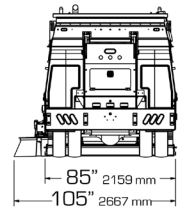
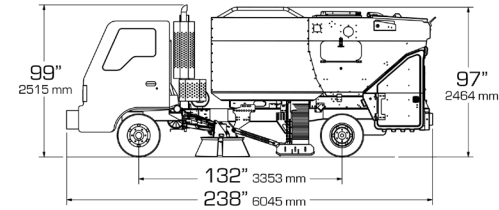
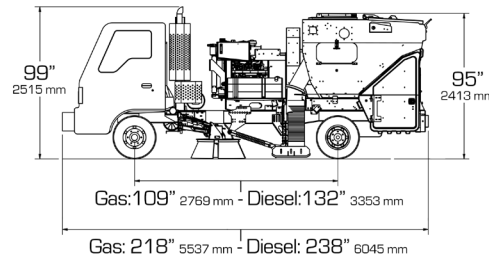
*Sweeper shown with optional equipment

- High Corrosion & Abrasion Resistance
- Increased Water Capacity
- Extended 6'6" Dumping Height
- WhisperWheel Fan Technology
- Large Separate Cleanout Door
- Ground Level Cleanout Door Lift
- All LED Lighting
- 68 HP Tier 4 Final Engine

800.879.7933

www.schwarze.com

SuperVac Gale Force



*TYPICAL MEASUREMENTS SHOWN, EXACT DIMENSIONS DEPENDING ON OPTIONS AND TRUCK MANUFACTURER

GENERAL SPECIFICATIONS

Total empty weight	10,480 lb (4753.64 kg)
Overall width	85 in (2159 mm)
Overall length	238 in (6045 mm)
Overall height	99 in (2515 mm)
Wheelbase	132.5 in (3365 mm)
Turning radius	20 ft curb to curb
Sweeping width (Head only)	82 in (2083 mm)
Sweeping width (1 broom)	103 in (2617 mm)
Sweeping width (2 brooms)	124 in (3150 mm)

STANDARD ENGINE

Type	QSF2.8 diesel Tier 4F
Manufacturer	Cummins
Displacement	171 cu in (2.8 L)
Brake horsepower	74 @ 2500 rpm
Cooling system	Liquid-cooled
Air cleaner	Dual element, dry-type with restriction indicator; centrifugal pre-cleaner
Safety shutdown instrumentation	Three-point automatic Digital display tachometer; hourmeter; voltmeter; temperature; oil pressure.

DEBRIS HOPPER

Volumetric Capacity	4.5 cu yd. (3.4 cu m)
Construction	Stainless steel* (A36 carbon optional)
Dumping	Hydraulic to the rear
Dump door	Twin cylinder hydraulic
Inspection doors	1xper side (10in x 24in)
Controls	In cab
Dumping height	77in
Dump angle	88 degrees
Dust separator	Centrifugal
Intake tube	Bolt-in AR steel

DUST CONTROL SYSTEM

Pump	Heavy duty electric diaphragm
Capacity	130 gal (Diesel chassis); 65 gal (Gas chassis)
Tank construction	Polyethylene
Filtration	Cleanable 50 mesh filter
Nozzles	Hopper; pickup head; side broom
Optional tank	45 gal

TOOL STORAGE

Location	Two at rear of sweeper
Capacity	17.25 cu ft (0.489 m ³)
Latches	Lockable and adjustable
Shovel rack	2 x 2 inch tubes side to side

HYDRAULIC SYSTEM

Type	Fixed-displacement gear pump
Capacity	15 gal (57 L)
Drive	Direct mount to engine
Filtration	10 micron element
Hoses	Rough-service double wire

CONTROL SYSTEM

Location	In cab
Switches	Heavy-duty rocker
Labeling	International symbol
Throttle	Electronic
Vacuum enhancer	Electric actuator with indicator
Gauges	Tachometer; hour-meter; oil pressure; water temperature

SWEeper WARRANTY

- 12 months / 1200 hours
- 60 month limited on hydraulics

PICKUP HEAD

Type	Blast to suction lateral transfer
Suction side	Left (Driver side)
Suspension	4 x adjustable springs
Construction	Single piece A36 steel formed channel
Width	82 in (2083 mm)
Suction diameter	10 in (254 mm)
Blast diameter	10 in (254 mm)
Skids	Carbide on adjustable side plates
Rubber flaps	2 x front; 1 x rear

SIDE BROOM

Type	Vertical steel digger
Diameter	39 in (991 mm)
Drive	Direct-drive hydraulic torque motor
Speed	Variable
Segments	4 x bolt-on disposable

FAN SYSTEM

Design	WhisperWheel™
Diameter	30 in (762 mm)
Type	Radial pressure backward incline
Drive	Banded belt
Construction	Hardox AR steel
Balance	Less than 1.5 grams
Housing liner	Bolt-in corded rubber

CHASSIS (PRIMARY)

Make	Isuzu
Model	NPR HD
Type	Cab-over engine (COE)
GVWR/GCWR	14,500 lb / 20,500 lb (5152 kg / 9298 kg)
Engine	Diesel 215 hp turbo charged 4HK1-TC
Transmission	6 speed automatic with double overdrive
Frame	11.89 cu in section modulus
Tires	215/85R-16E (10 ply)
Wheels	6 hole steel disc
Brakes	Vacuum / hydraulic with 4 channel ABS
Steering	Integral hydraulic with tilt & telescopic
Electrical Alternator	12 volt
Batteries	140 amp
Exhaust	Dual 750 cca Vertical

PAINT

Hopper Underbody	DuPont Imron Elite Textured black urethane
------------------	--

SAFETY EQUIPMENT

- Hopper safety props
- 4 way LED flashing lights
- Dual rear facing strobes
- Rear view camera system
- Back-up alarm
- Optional: strobes; beacons; arrow boards

Note: design and specifications subject to change without notice.

Schwarze parking lot sweepers are guaranteed to be free from defects due to faulty materials and/or workmanship for a period of 12 months, or 1200 hours. Liability is limited to replacement or repair of defective part(s) at factory or authorized dealer. The standard warranties of the chassis and auxiliary engine manufacturer shall apply.

Also Available from Schwarze Industries, Inc:



Affiliates:



© 2022 Schwarze Industries
1055 Jordan Road
Huntsville, AL 35811
800.879.7933
An Alamo-Group Company



Your Schwarze Representative