

FELLING TRAILERS

Deck-Over

(LP · LPL · LPHD · LPPVR)

Low Pro
Low Pro Limited
Low Pro Heavy Duty
Low Pro Paver



DO-106

ISO 9001 Certified Quality
Management System

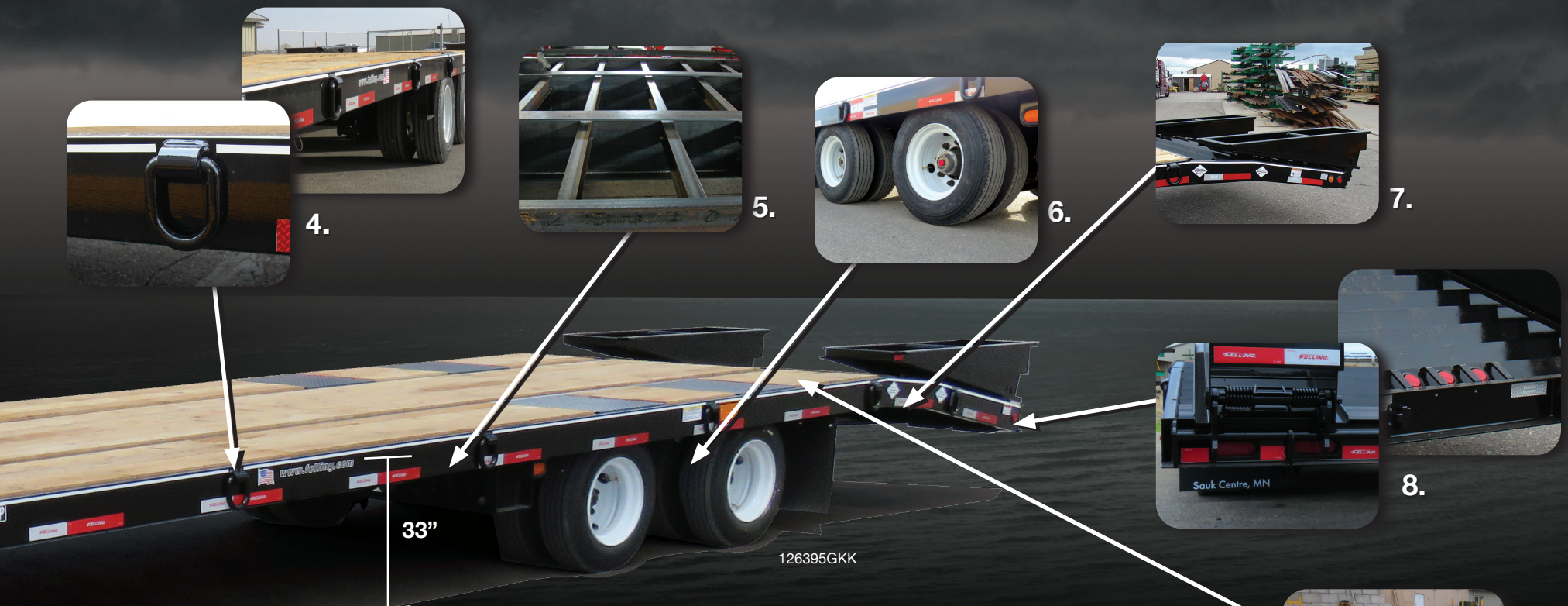
Low Profile (LP) Deck Over Tag (19,280 lb. to 60,000 lb. capacities)

Felling's Low Profile design delivers a 33" loaded deck height, providing users with load versatility and ease of loading and unloading low clearance equipment. Each trailer is constructed with an engineered, cambered, fabricated main frame beam. The web and flange of each beam are laser cut, in-house, then fused together producing a clean, consistent quality weld and proper camber of each beam. The main frame beams are pierced precisely for the I-Beam crossmembers to be inserted through the main beams, thus producing the lower deck height.



Low Profile Standard Features (19,280 lb. to 60,000 lb. capacities)

- 1.) Hitch - 5' Length standard 3" adjustable lunette eye 66,000 lb. plate mount on FT-20-2 LP thru FT-50-3 LP
3" adjustable lunette eye 90,000 lb. plate mount on FT-60-3 LP and FT-60-4 LP
- 2.) Jack - 12,000 lb. Drop-leg (FT-20-2 LP thru FT-24-2 LP)
25,000 lb. 2-speed Drop-leg (FT-30-2 LP thru FT-60-4 LP)
**Optional – 140,000 lb. 2-Speed jacks shown on the trailer above*
- 3.) Side Step - (2) Side step locations; on the tongue and in front of axles
Toolbox – Lockable toolbox in hitch
- 4.) Tie Downs - 1" Straight D-rings (8-14 dependent upon model)



5.) Main Frame - Pierced frame construction consisting of 4" Jr. I-Beam crossmembers, 16" on center, inserted through the fabricated/engineered main frame beams
 Deck Height* - 33" loaded deck height on all LP models except the FT-60-3 LP, FT-60-3 LP has an approximate loaded deck height of 41"

6.) Axles/Suspension - FT-20-2 LP: 10K Dexter oil bath with spring suspension
 FT-24-2 LP & FT-36-3 LP: 12K Dexter oil bath with spring suspension
 FT-30-2 LP & FT-45-3 LP: 15K Dexter oil bath with 9700 Hutch suspension (49" Spread)
 FT-40-2 LP, FT-45-2 LP, FT-50-3 LP, FT-60-3 LP, FT-60-4 LP: 25K Meritor oil bath 9700 Hutch suspension (49" Spread)

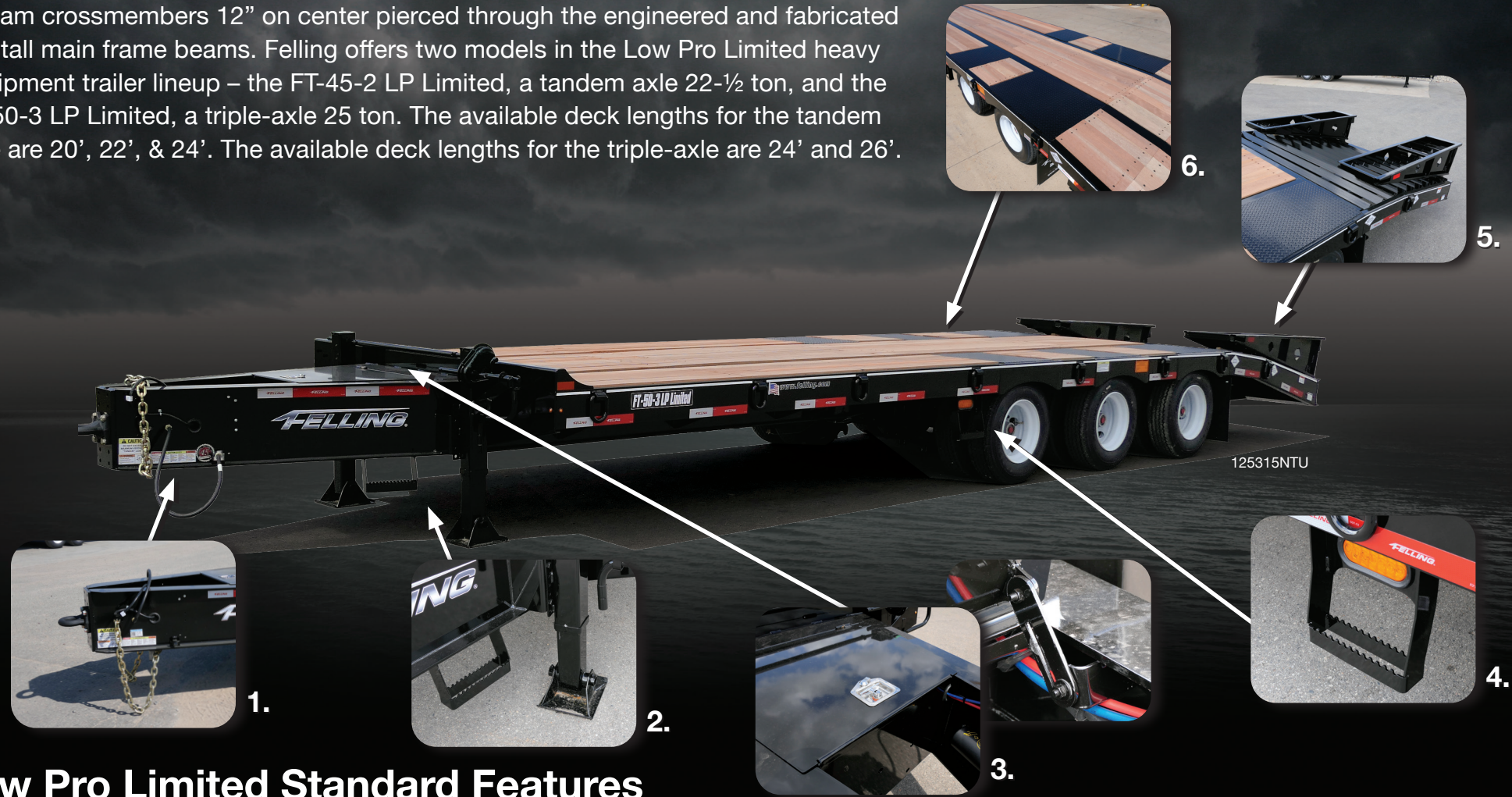
7.) Beavertail & Ramps - 5' Self-cleaning angle-iron beavertail and 5' x 20" angle-iron, spring assist ramps
 FT-60-3 LP - 6' Self-cleaning angle-iron beavertail and 5' x 20" angle-iron, spring assist ramps
 *Optional - Double incline beavertail shown on trailer above

8.) Lights - D.O.T. approved recessed LED lights with sealed wiring harness

9.) Decking - White Oak 2" nominal with tread plate over the wheels providing additional clearance for wheels and tires when the trailer is loaded

Low Pro Limited (LPL) (45,000 lb. to 50,000 lb. capacities)

The Low Pro Limited (LPL) is an extremely user-focused, heavy-duty, equipment hauling solution. The LPL models feature 8" channel side rails (flanges in) and 4" Jr. I-beam crossmembers 12" on center pierced through the engineered and fabricated 16" tall main frame beams. Felling offers two models in the Low Pro Limited heavy equipment trailer lineup – the FT-45-2 LP Limited, a tandem axle 22-½ ton, and the FT-50-3 LP Limited, a triple-axle 25 ton. The available deck lengths for the tandem axle are 20', 22', & 24'. The available deck lengths for the triple-axle are 24' and 26'.



Low Pro Limited Standard Features

- 1.) Construction – 16" High tension main frame beam
Hitch – 66,000 lb. capacity 3" adjustable lunette eye/pintle, 6' length standard
- 2.) Jack – 140,000 lb. Twin 2-speed landing gear includes adjustable mounting height
- 3.) Toolbox – Oversized toolbox, locking T-handle latch, and mechanical cover prop
- 4.) HD Steps – 3 oversized slip resistant steps: 1 on the roadside of the hitch, 2 in front of the axles with integrated mid-turn lights – 1 on the roadside, and 1 on the curbside
- 5.) Beavertail and Ramps – 6' Double incline beavertail with 6' x 20" self-cleaning spring assist ramps
- 6.) Decking – 1-3/8" thick apitong decking


The Low Pro Heavy Duty (LP HD) (50,000 lb. to 60,000 lb. capacities)

The Low Pro Heavy Duty (LP HD) series is constructed with a 10" structural channel full-length side rail (flanges out), 6" Jr. I-beam crossmembers 12" on center pierced through the heavy duty, engineered, and fabricated 16" tall main frame beams, and is standard with 1-3/8" apitong decking. The LP HD design was driven by the needs of wide-set heavy loads, with the flange-out side rail construction it allows for optional outriggers to provide additional support and load distribution.



Shown with
Optional 26 D-rings
Standard 16 D-rings

1.



2.



3.



4.



5.

230527NTU



Low Pro Heavy Duty Standard Features

- 1.) Construction - 16' High tensile fabricated main frame beams, 10" structural channel full-length side rail (flanges-out) 6" Jr. crossmembers 12" on center (14-20 1" bent D-rings)
- 2.) Hitch - 6.3' length standard 3" adjustable lunette eye/pintle, 90,000 lb. capacity
- 3.) Jack - 140,000 lb. Twin 2-speed landing gear
- 4.) Decking - 1-3/8" apitong decking
- 5.) Beavertail and Ramps - 6' Double incline beavertail with 6' x 20" self-cleaning spring assist ramps

Low Pro Paver (45,000 lb. to 60,000 lb. capacities)

The Low Pro Paver series is designed specifically for the paving contractor. The 11' ramp length provides a shallow load angle that allows easy loading of most paving equipment. Our patented air operated bi-fold ramps (U.S. Patent 11,613,197) fold out into the extended position before they contact the ground to eliminate any marring of finished surfaces. Felling offers three models in the Low Pro Paver lineup - the FT-45-2 LP Paver - a tandem axle 22-1/2 ton, the FT-50-3 LP Paver - a triple axle 25 ton, and the FT-60-4 LP Paver - a quad axle 30 ton. Standard main deck lengths for these models are 26' for the tandem and 28' for the triple and quad axle models. Additional main deck length is available up to 32'.



Low Pro Paver Standard Features

- 1.) Jack – 140,000 lb. Twin 2-speed landing gear
- 2.) Toolbox – Oversized toolbox, locking T-handle latch
- 3.) Hitch – 3" adj. lunette eye 90,000 lb., 66,000 lb. on FT-45-2 LP PVR
- 4.) Tie downs – 18-20 D-rings 1" straight
- 5.) Beavertail – 6' Double incline wood inlay beavertail
- 6.) Ramps – 45" x 11' (7.7'+3.5') wood inlay air bi-fold ramps

Popular Optional Features - Deck Over Tags



Air Ramps (38" or 45")



Wood Inlaid Air Ramps



Hydraulic Bi-Fold Ramps



Center Lift Beavertail



Rub Rail with Stake Pockets and Double Pipe Spools



A-Frame Gooseneck



Swing-Out Outriggers



Chain Slots with D-rings



FT-60-4 LP Built to Spec.
1/2" Bucket plate, HD hydraulic ramp package, tapered low profile hitch, dunnage rack, hydraulic jacks, and chain bar.



FT-30-2 LP Built to Spec.
Storage well, oversized toolbox, air and electrical lines spring loaded pogo stick, and custom fabricated hitch beams.

The **FELLING** Style

Quality - Craftsmanship - Pride

Felling Trailers is a family owned and operated Full Line Trailer Manufacturer located in Central Minnesota. Started in 1974 by Merle J. and Kathy Felling, Felling's daughters Brenda Jennissen and Bonnie Radjenovich now own and operate the company with their spouses Patrick Jennissen and Paul Radjenovich. Felling Trailers, Inc. has grown from a small shop to a factory and office complex that today covers over 441,000 square feet. Felling Trailers currently manufactures over 5,000 trailers a year ranging from a 3,000 lb utility trailer to a 120,000 lb hydraulic gooseneck trailer, and its standard trailer line includes over 240 models. Felling's pride and differentiation is its customized trailer division. Its engineers utilize the latest Industry-leading design techniques, and its experienced metal craftspeople use cutting-edge technology to turn its customers' conceptual trailer needs into a tangible product. Felling Trailers continually researches and implements new technologies to reduce lead-time and increase production in the manufacturing plant. Felling has been providing innovative trailer solutions to the transportation industry for over 50 years. Felling Trailer experts have the answers to your specialized trailer needs. Felling Trailers' current capabilities allow them to provide a high-quality product that is distributed across North America and internationally. Felling Trailers, Inc. is an ISO 9001 Certified Company, WBENC-Certified WBE, and EOE.



Your **FELLING TRAILERS** Dealer:

FELLING TRAILERS Inc.

Manufactured & Distributed by: **Felling Trailers, Inc.**
1525 Main St. S. • Sauk Centre, MN 56378
(320) 352-5239 • (320) 352-5230 FAX

Join Us Online
  

Visit us online at www.felling.com

E-mail us at: trailers@felling.com

Call 1-800-245-2809 for your nearest dealer.

